

## KS2 SATS RESULTS 2025



St Barnabas and St Philip's  
Church of England Primary School

*28 children in cohort*

	<b>SBSP EXS+</b> (working at the expected standard)	<b>National average EXS+</b>	<b>RBKC average EXS+</b>	<b>SBSP GDS</b> (working at greater depth)	<b>RBKC average GDS</b>
Reading	96.3%	74.6%	82.6%	55.5%	47.4%
SPAG	96.3%	72%		59.3%	
Maths	96.3%	73.2%	83%	48.1%	39%
Writing	88.8%	72.3%	80.6%	25.9%	25.1%
<p style="text-align: center; color: blue;">Reading, Writing and Maths combined EXS+ = 88.8% Reading, Writing and Maths combined GDS = 18.5%</p> <p style="text-align: center; color: orange;">National average Reading, Writing and Maths combined EXS+ = 61.8% National average Reading, Writing and Maths combined GDS = 8%</p> <p style="text-align: center; color: green;">RBKC average Reading, Writing and Maths combined EXS+ = 73.3% RBKC average Reading, Writing and Maths combined GDS = 18.8%</p>					

## KS1 SATS RESULTS 2025




St Barnabas and St Philip's  
Church of England Primary School

*24 children in cohort*

	<b>SBSP EXS+</b> (working at the expected standard)	<b>National average EXS+</b>	<b>RBKC average EXS+</b>	<b>SBSP GDS</b> (working at greater depth)	<b>National average GDS</b>
Reading	87.5%	71.1%	81.4%		18.7%
Maths	79.2%	72.3%	75.5%		16.6%
Writing	83.3%	63.6%	78.3%		8.9%
<p style="text-align: center; color: blue;">Reading, Writing and Maths combined EXS+ = 75% Reading, Writing and Maths combined GDS =</p> <p style="text-align: center; color: orange;">National average Reading, Writing and Maths combined EXS+ = 58.3% National average Reading, Writing and Maths combined GDS = 6.1%</p> <p style="text-align: center; color: green;">RBKC average Reading, Writing and Maths combined EXS+ = 69.3% RBKC average Reading, Writing and Maths combined GDS =</p>					


### Year 4 Multiplication Tables Check 2025

*32 children in cohort*

	<b>SBSP pupils who passed with 21-25</b>	<b>National average pupils who passed with 21-25</b>	<b>RBKC average pupils who passed with 21-25</b>
	83.9%		73.8%
	<b>SBSP average score (out of 25)</b>	<b>National average score (out of 25)</b>	<b>RBKC average score (out of 25)</b>
	23.3	20.6	21.9


### Year 1 Phonics Screening Check 2025

*26 children in cohort*

	<b>SBSP who passed</b>	<b>National average pupils who passed</b>	<b>RBKC average pupils who passed</b>
	96.2%	81%	83.7%

### GLD Reception Class 2025 (Good Level of Development)

*31 children in cohort*

	<b>SBSP pupils who achieved GLD</b>	<b>National pupils who achieved GLD</b>	<b>RBKC pupils who achieved GLD</b>
	83.9%	68.3%	69.5%